



# BLESSED MABUBA



**REGION: DODOMA**

**SCHOOL AVERAGE**

**39.1**

**DISTRICT: DODOMA(M)**

## SUBJECT AND GRADE PERFORMANCE ANALYSIS

### SUBJECT RANKING

ENGLISH	43.5	87%	1
KISWAHILI	41.1	82%	2
SCIENCE	40.3	81%	3
MATHEMATICS	38.1	76%	4
SOCIAL STUDIES	36.5	73%	5
CIVIC AND MORAL EDUCATION	34.9	70%	6

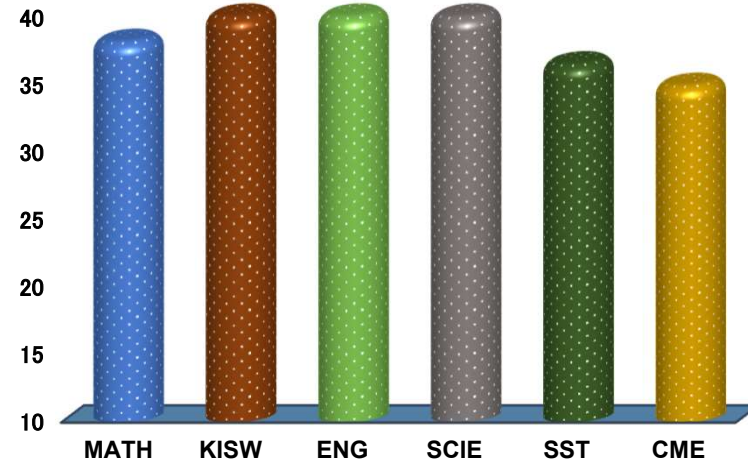
### SUBJECT GRADE ANALYSIS

SUBJECT/GRADE	A	B	C	D	F
MATHEMATICS	11	14	4	0	0
KISWAHILI	17	12	0	0	0
ENGLISH	18	11	0	0	0
SCIENCE	16	9	4	0	0
SOCIAL STUDIES	6	19	3	1	0
CIVIC AND MORAL	5	17	7	0	0



### OVERALL GRADE ANALYSIS

<b>A</b>	<b>13</b>	<b>29</b>	16%
<b>B</b>	<b>14</b>		17%
<b>C</b>	<b>2</b>		2%
<b>D</b>	<b>0</b>		0%
<b>F</b>	<b>0</b>		0%

### CHART SUBJECT ANALYSIS



### BOYS VS GIRLS PERFORMANCE

	<b>SAT</b>		<b>SAT</b>	<b>29</b>
	<b>19</b>		<b>10</b>	
	<b>39%</b>		<b>40%</b>	

<b>REGISTERED</b>	29	100%
<b>SEATED</b>	29	100%
<b>ABSENTEES</b>	0	0%
<b>PASSED</b>	29	100%
<b>FAILED</b>	0	0%

NO	NAME	SEX	MATH		KISW		ENG		SCI		SST		CME		TOTAL	AVG	GRADE	POS
1	DOREEN DISMAS	F	48	A	46	A	49	A	44	A	38	B	48	A	273	45.5	A	1
2	JOSHUA NGASSA	M	42	A	44	A	50	A	46	A	40	B	40	B	262	43.7	A	2
3	HOPE THOMAS	F	38	B	44	A	48	A	46	A	42	A	42	A	260	43.3	A	3.5
4	GLORIA CHRISTOPHER	F	48	A	42	A	50	A	38	B	44	A	38	B	260	43.3	A	3.5
5	EMMANUEL KINGU	M	44	A	44	A	48	A	50	A	34	B	39	B	259	43.2	A	5
6	KASSINGA THOMAS	F	44	A	47	A	44	A	46	A	39	B	36	B	256	42.7	A	6
7	AARON HONEST	M	46	A	42	A	48	A	38	B	38	B	40	B	252	42.0	A	7
8	ARNOLD NYARUHUMA	M	46	A	42	A	46	A	46	A	44	A	26	C	250	41.7	A	8
9	EDGAR GODFREY	M	38	B	40	B	46	A	47	A	40	B	38	B	249	41.5	A	9
10	EDSON SALIM	M	38	B	38	B	48	A	46	A	42	A	34	B	246	41.0	A	10
11	IBRAHIM MALOWA	M	34	B	42	A	40	B	46	A	40	B	42	A	244	40.7	A	11.5
12	ENORA GEORGE	F	46	A	43	A	40	B	48	A	32	B	35	B	244	40.7	A	11.5
13	COLLINS BASLEY	M	38	B	44	A	49	A	44	A	34	B	34	B	243	40.5	A	13
14	GLADNESS FREDY	F	42	A	42	A	48	A	46	A	36	B	26	C	240	40.0	B	14
15	NATHAN GADDY	M	48	A	41	A	38	B	42	A	38	B	32	B	239	39.8	B	15
16	KLAVET KAJALE	M	36	B	40	B	46	A	42	A	42	A	32	B	238	39.7	B	16
17	NASSEEM GURURU	M	42	A	44	A	40	B	30	C	32	B	46	A	234	39.0	B	17
18	PRECIOUS NICODEMUS	F	36	B	40	B	49	A	44	A	29	C	34	B	232	38.7	B	18
19	JOEL JOSEPH	M	38	B	42	A	40	B	40	B	40	B	30	C	230	38.3	B	19.5
20	JEREMIAH REUBEN	M	34	B	44	A	44	A	38	B	38	B	32	B	230	38.3	B	19.5
21	CAREN REVOCATUS	F	32	B	38	B	46	A	38	B	38	B	36	B	228	38.0	B	21
22	GRORY LEMA	F	34	B	40	B	37	B	36	B	37	B	38	B	222	37.0	B	22
23	DAVID NICCO KAKOYO	M	28	C	42	A	42	A	33	B	42	A	34	B	221	36.8	B	23
24	EVANCE FRANCIS	M	36	B	34	B	34	B	32	B	36	B	42	A	214	35.7	B	24
25	GOODLUCK MSIMBIRA	M	38	B	38	B	35	B	42	A	36	B	22	C	211	35.2	B	25
26	GERALD BAYO	M	26	C	36	B	37	B	38	B	36	B	32	B	205	34.2	B	26
27	CHRISTIAN COSMAS	M	38	B	37	B	39	B	30	C	24	C	28	C	196	32.7	B	27

NO	NAME	SEX	MATH		KISW		ENG		SCI		SST		CME		TOTAL	AVG	GRADE	POS
28	GABRIELLA SOI	F	24	C	36	B	36	B	28	C	28	C	29	C	181	30.2	C	28
29	MOSES MASATU	M	24	C	40	B	44	A	24	C	19	D	27	C	178	29.7	C	29